



# GUJCOT TRADE ASSOCIATION

WEEKLY REPORT 09-Jul-2022

## Market Movement from 04th Jul 2022 to 09th Jul 2022.

- In this four-day week first two days NY December lost almost limit down near 885 points and recovered again in last two days with some profit booking buying, better export sales and with news of Chinese reserve buying. Ultimately minimize loss to just 185 points W/W.
- Export sales was stronger for next marketing year. It was 388,300 bales. While shipment also strong near 387,000 bales.
- Now Indian cotton market in completely bearish mood. Mills does not want to purchase cotton but wants to slow down production. Some mills also sold their cotton stock and shut operation due to huge disparity. Even with huge loss, they are not able to find buyers of yarn.
- Shankar6 best cotton declined to near 86,000 Rs. per candy from high of Rs. 103,000 per candy. 797 declined to Rs. 53,000 per candy from high of Rs. 70,000 per candy.
- Indian forward offer is lower near Rs. 66,000 per candy which is equivalent to forward A index.
- Indian basis is still too high in current it is near 45 on from December NY while forward also near 15 to 17 cent on from December NY.
- Indian monsoon now gets rhythm and fully covered whole cotton belt. Till today All India sowing near 84.50 lakh hectare. It is just near to at par with last year at this time.
- Gujarat sowing is still lower by 5% YoY due to late monsoon.
- Hope for better rainfall in next week.



# GUJCOT TRADE ASSOCIATION

WEEKLY REPORT 09-Jul-2022

## Gujarat District wise Cotton Sowing

Gujarat Districtwise Cotton Sowing Till 04-July-2022			
<b>Kutch</b>	<b>583</b>	<b>Saurashtra</b>	<b>12,000</b>
Kutch	583	Surendranagar	2,131
		Rajkot	1,632
<b>North Gujarat</b>	<b>1,385</b>	Jamnagar	969
Banarsakantha	316	Porbandar	80
Patan	197	Junagadh	317
Mehsana	327	Amreli	2,976
Sabarkantha	209	Bhavnagar	1,416
Gandhinagar	192	Morbi	1,099
Aravali	145	Botad	1,172
		Gir Somnath	184
<b>Middle Gujarat</b>	<b>1,001</b>	Devbhumi Dwarka	24
Ahmedabad	193		
Anand	7	<b>South Gujarat</b>	<b>597</b>
Kheda	57	Surat	13
Panchmahal	9	Narmada	220
Dahod	1	Bharuch	349
Vadodara	442	Dang	0
Mahisagar	1	Navsari	0
Chota Udaipur	291	Valsad	0
		Tapi	15
<b>TOTAL</b>			<b>15,567</b>
<b>TOTAL (Last Year)</b>			<b>16,505</b>
<b>All Figures in '00 Hectares</b>			
Source :- Agriculture, Farmers Welfare and Co-operation Department Government of Gujarat			



# GUJCOT TRADE ASSOCIATION

WEEKLY REPORT 09-Jul-2022

## Global

### US Weekly Export Sales

- Net UPLAND sales of 37,400 RB for 2021/2022 were down 22 percent from the previous week and 57 percent from the prior 4-week average.
- Increases primarily for Turkey (14,700 RB, including decreases of 15,100 RB), Vietnam (13,200 RB, including 2,200 RB switched from South Korea and 400 RB switched from Japan), China (10,000 RB, including 100 RB switched from India), Peru (2,600 RB), and Taiwan (1,300 RB), were offset by reductions primarily for Thailand (2,500 RB), South Korea (2,200 RB), and India (1,300 RB).
- Net UPLAND sales of 381,900 RB for 2022/2023 were primarily for Pakistan (98,700 RB), Turkey (95,500 RB), Bangladesh (66,100 RB), Vietnam (47,900 RB), and China (22,000 RB).
- UPLAND Exports of 377,800 RB were up 4 percent from the previous week and 7 percent from the prior 4-week average. The destinations were primarily to China (106,900 RB), Vietnam (58,800 RB), Turkey (51,500 RB), Pakistan (45,200 RB), and India (23,800 RB).
- Net PIMA sales 900 RB for 2021/2022 were up 19 percent from the previous week and 9 percent from the prior 4-week average.
- Increases were primarily for Thailand (600 RB), Italy (200 RB), and Malaysia (100 RB).
- Net PIMA sales of 5,500 RB for 2022/2023 were reported for Turkey (3,300 RB), India (1,300 RB), and Germany (900 RB).
- PIMA Exports of 10,500 RB were up 64 percent from the previous week and 41 percent from the prior 4-week average.
- The destinations were primarily to China (3,900 RB), Vietnam (1,900 RB), Thailand (1,700 RB), India (1,500 RB), and Ethiopia (500 RB).

US Export Sales	30-Jun-2022
<b>Marketing Year 2021-22</b>	
Upland Gross Sales	56,700
Cancellation	19,300
<b>Net Upland Sales</b>	<b>37,400</b>
PIMA Gross Sales	900
Cancellation	0
<b>Net PIMA Sales</b>	<b>900</b>
Total Gross Sales	57,600
Total Cancellation	19,300
<b>Total Net Sales</b>	<b>38,300</b>
<b>Shipments</b>	
UPLAND	3,77,800
PIMA	10,500
<b>Total Shipment</b>	<b>3,88,300</b>
<b>Marketing Year 2022-23</b>	
Net Upland Sales	3,81,900
Net PIMA Sales	5,500
<b>Total Net Sales</b>	<b>3,87,400</b>
All Figures in US Running Bale	



# GUJCOT TRADE ASSOCIATION

## WEEKLY REPORT 09-Jul-2022

Gujarat Spot Rate Weekly Changes						
Variety	Staple Length	Mic.	02-07-22	09-07-2022	Change	Change (in Per.)
					W/W	W/W
Shankar 6	29mm	3.8	93,500	87,500	-6,000	-6.42%
V-797	13% Trash		55,650	52,500	-3,150	-5.66%
MCX Spot Rate			44,910	42,740	-2,170	-4.83%
USD-INR Exchange			79.04	79.25	0.21	0.27%

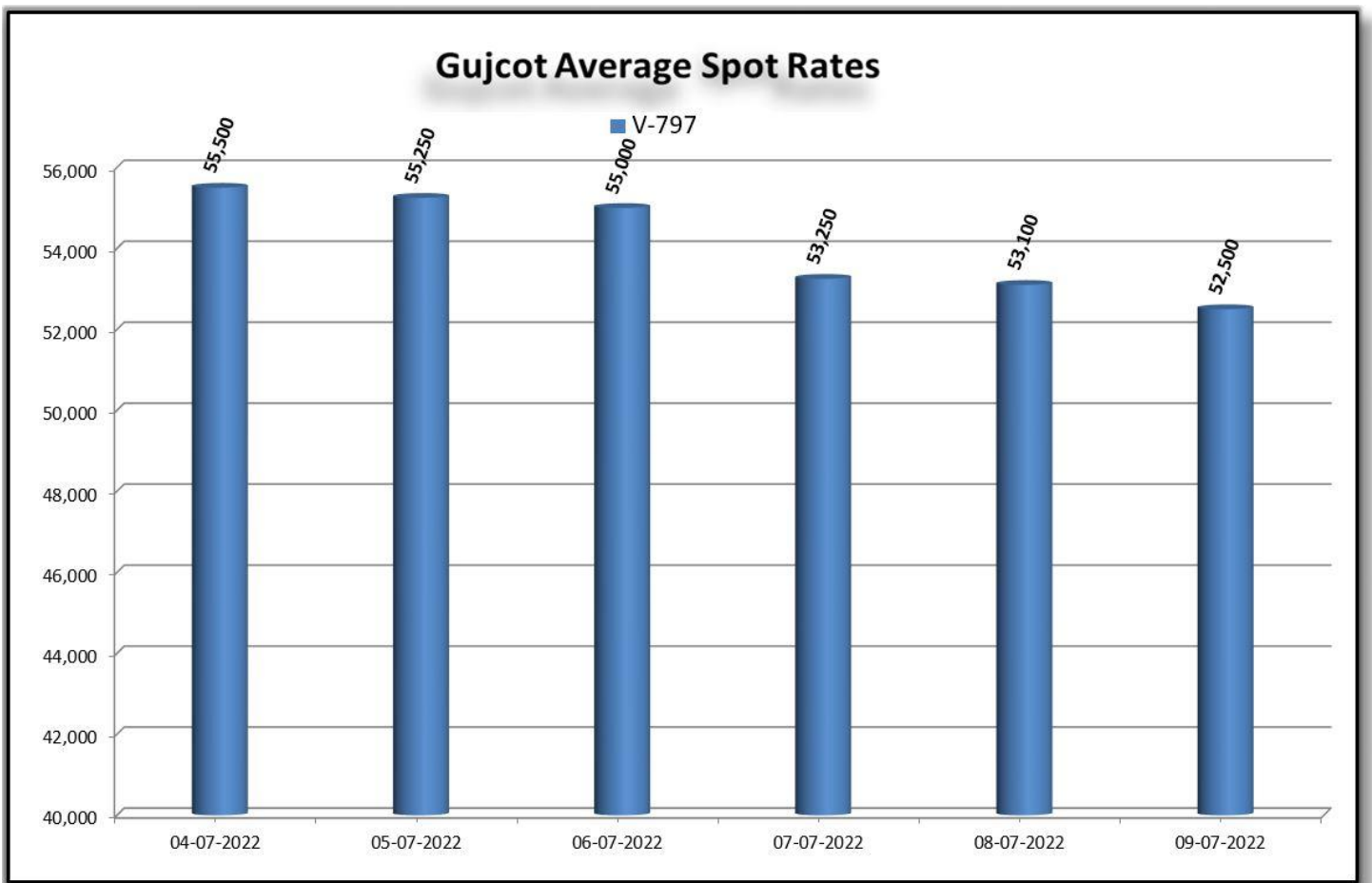
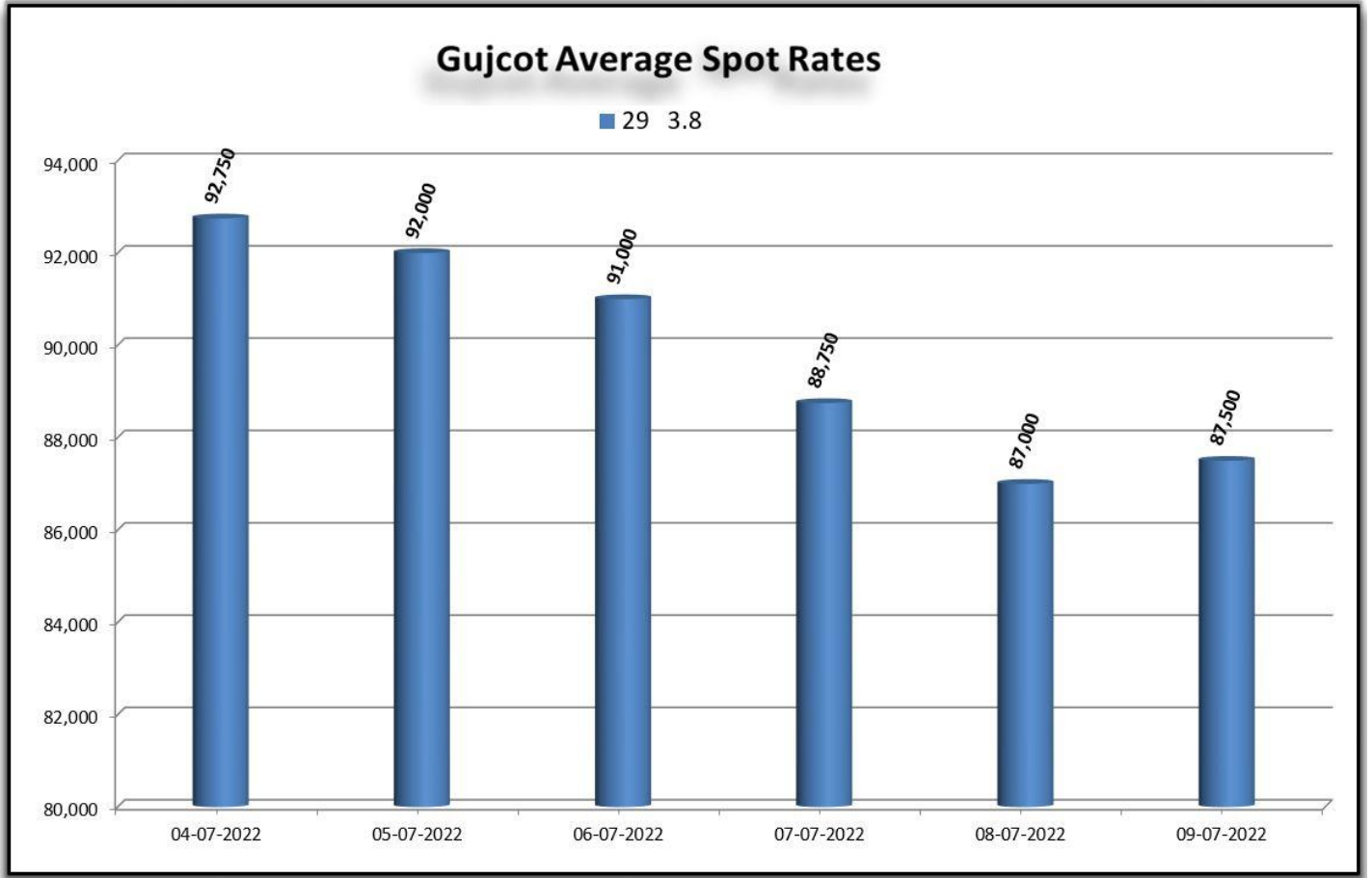
Average Rate of Last week					
Variety	Staple Length	Mic.	Price Range		Average Of 6 Days
			Low	High	
Shankar 6	29	3.8	87,000	92,750	89,833
Shankar 6	28.5	3.7	No Quote	No Quote	No Quote
Shankar 6	28	3.6	No Quote	No Quote	No Quote
Shankar 6	27	3.2	No Quote	No Quote	No Quote
Shankar 6	26	3.0	No Quote	No Quote	No Quote
V-797	13% Trash		52,500	55,500	54,100
MCX Spot Rate			42,740	44,140	43,383
USD Exchange Rate			78.95	79.37	79.22

Rate Of Last Week				
Date	29 3.8	V-797	MCX Spot Rate	USD-INR Exchange
04-07-2022	92,750	55,500	44,140	78.95
05-07-2022	92,000	55,250	44,000	79.37
06-07-2022	91,000	55,000	43,830	79.30
07-07-2022	88,750	53,250	42,850	79.17
08-07-2022	87,000	53,100	42,740	79.25
09-07-2022	87,500	52,500	42,740	79.25



# GUJCOT TRADE ASSOCIATION

## WEEKLY REPORT 09-Jul-2022

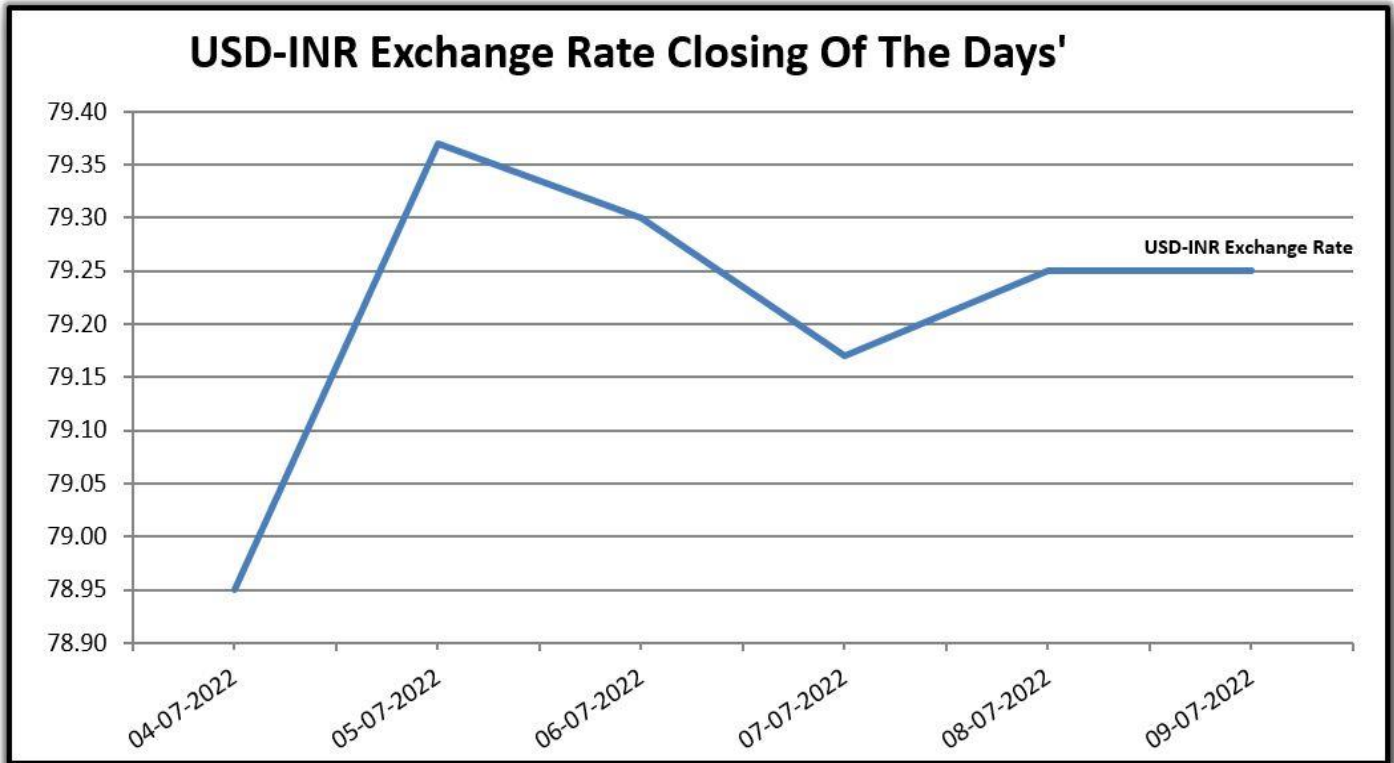
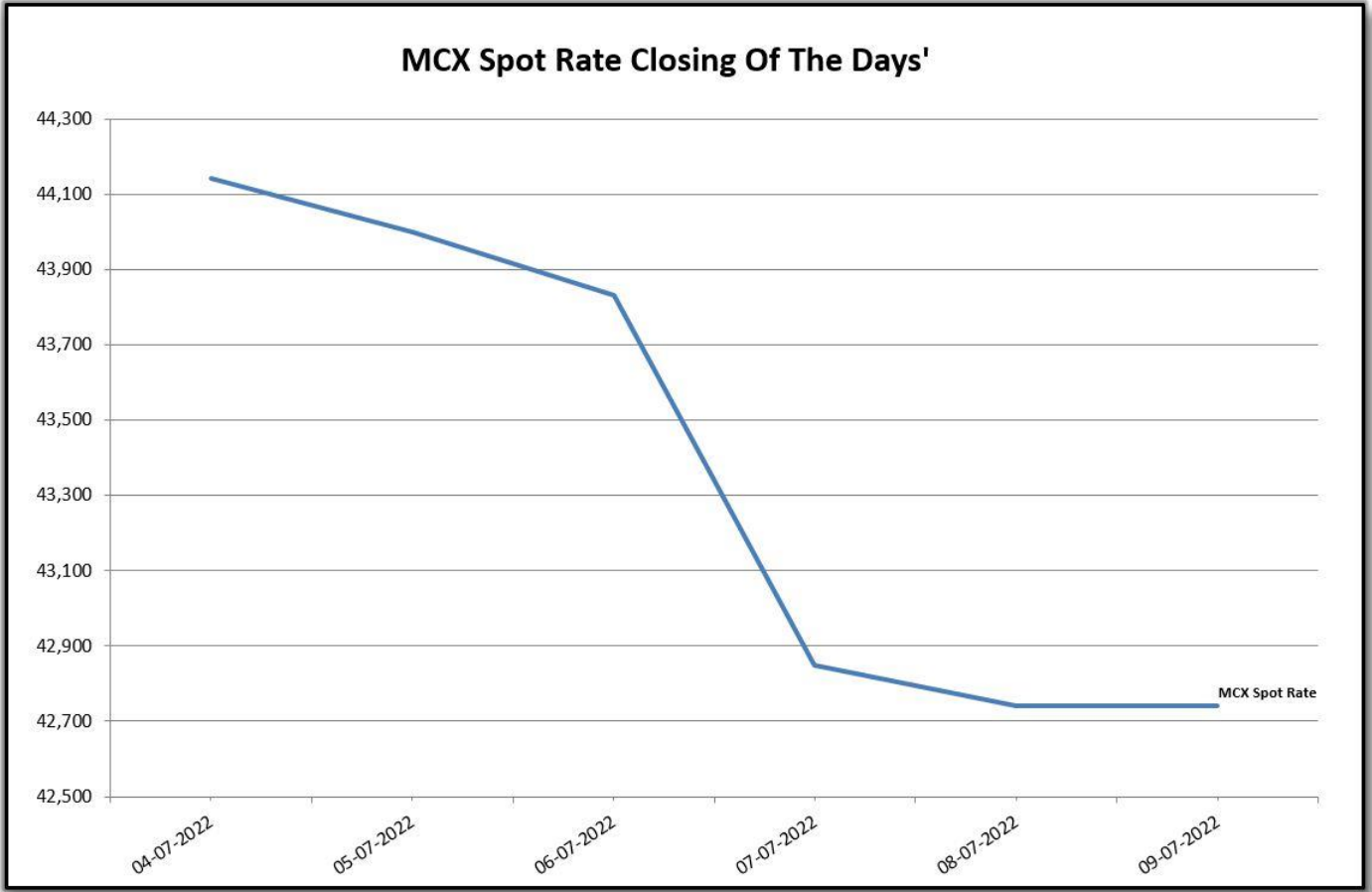






# GUJCOT TRADE ASSOCIATION

## WEEKLY REPORT 09-Jul-2022

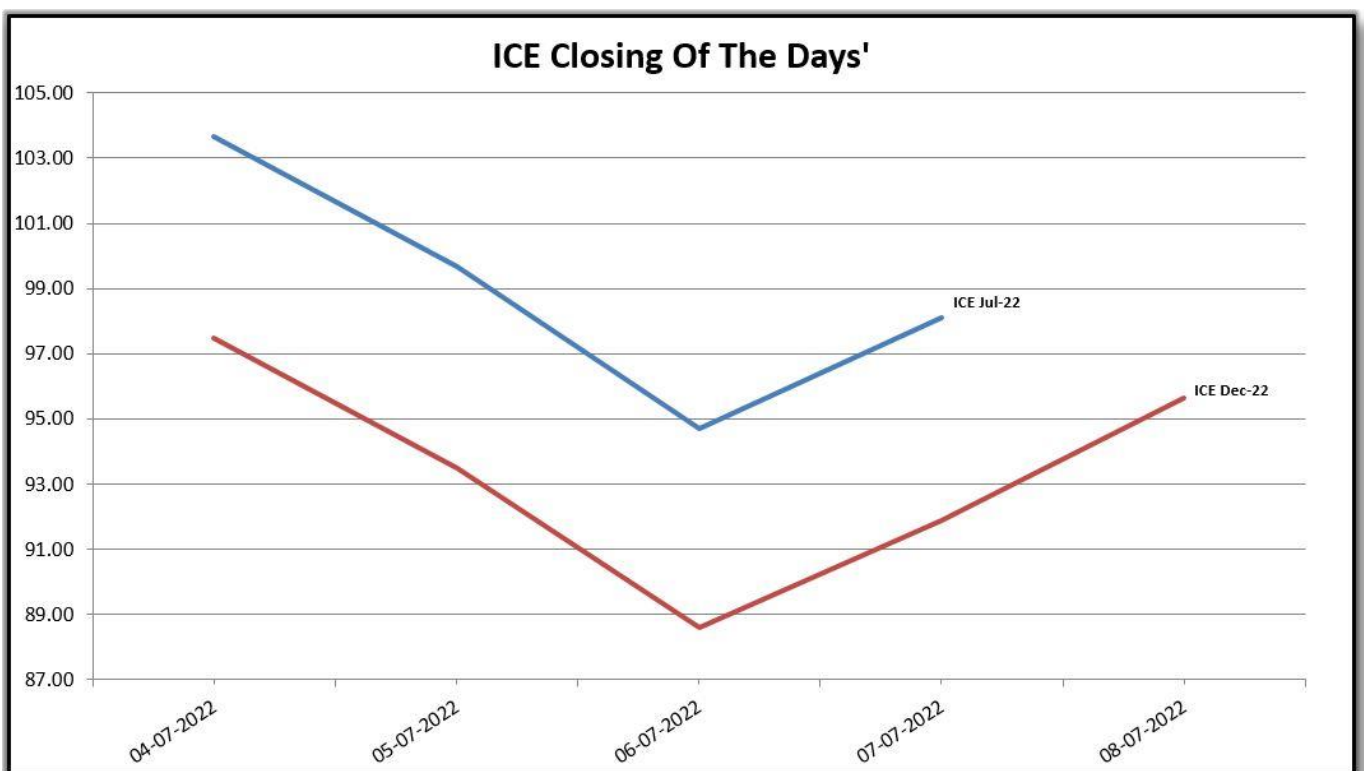
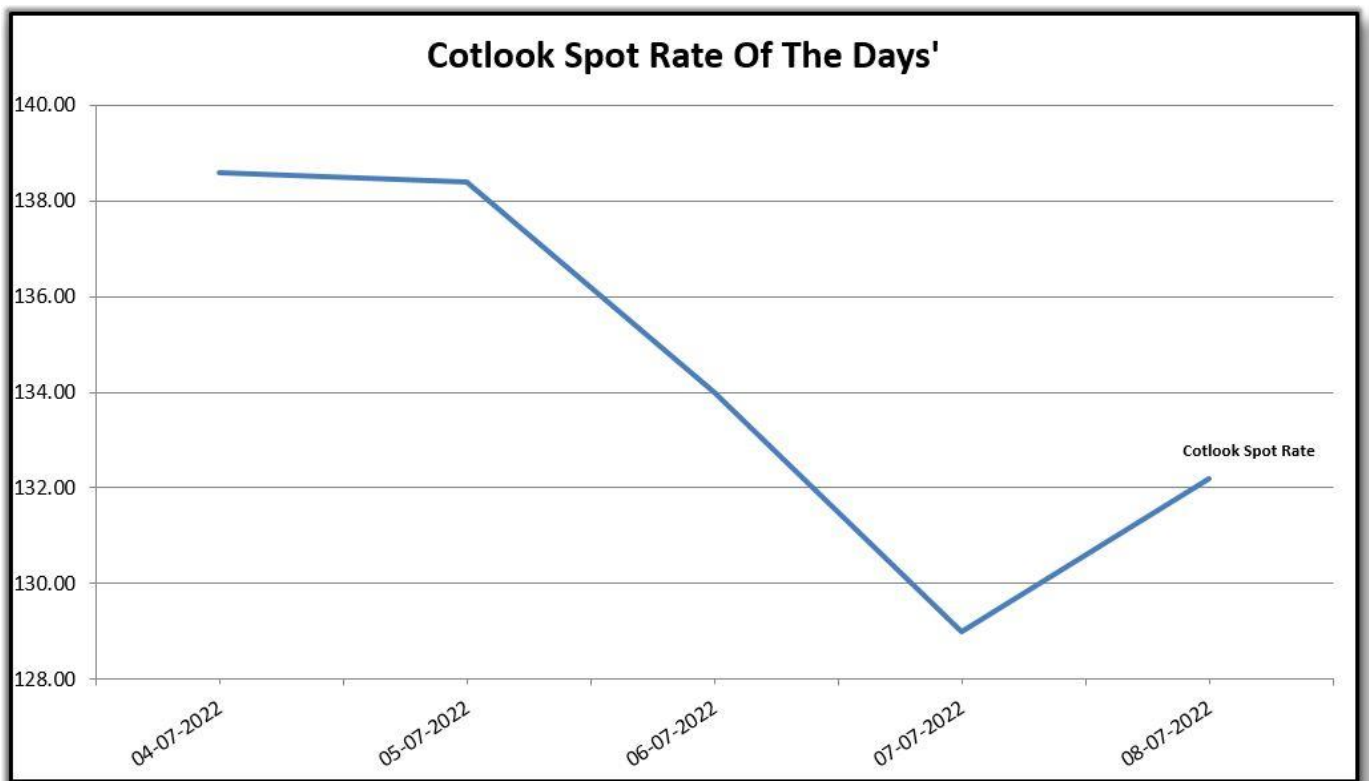




# GUJCOT TRADE ASSOCIATION

WEEKLY REPORT 09-Jul-2022

Foreign Indices			
Date	Cotlook	ICE	
	Spot Rate	Jul-22	Dec-22
04-07-2022	138.60	103.68	97.48
05-07-2022	138.40	99.68	93.48
06-07-2022	134.00	94.69	88.61
07-07-2022	129.00	98.12	91.88
08-07-2022	132.20		95.63

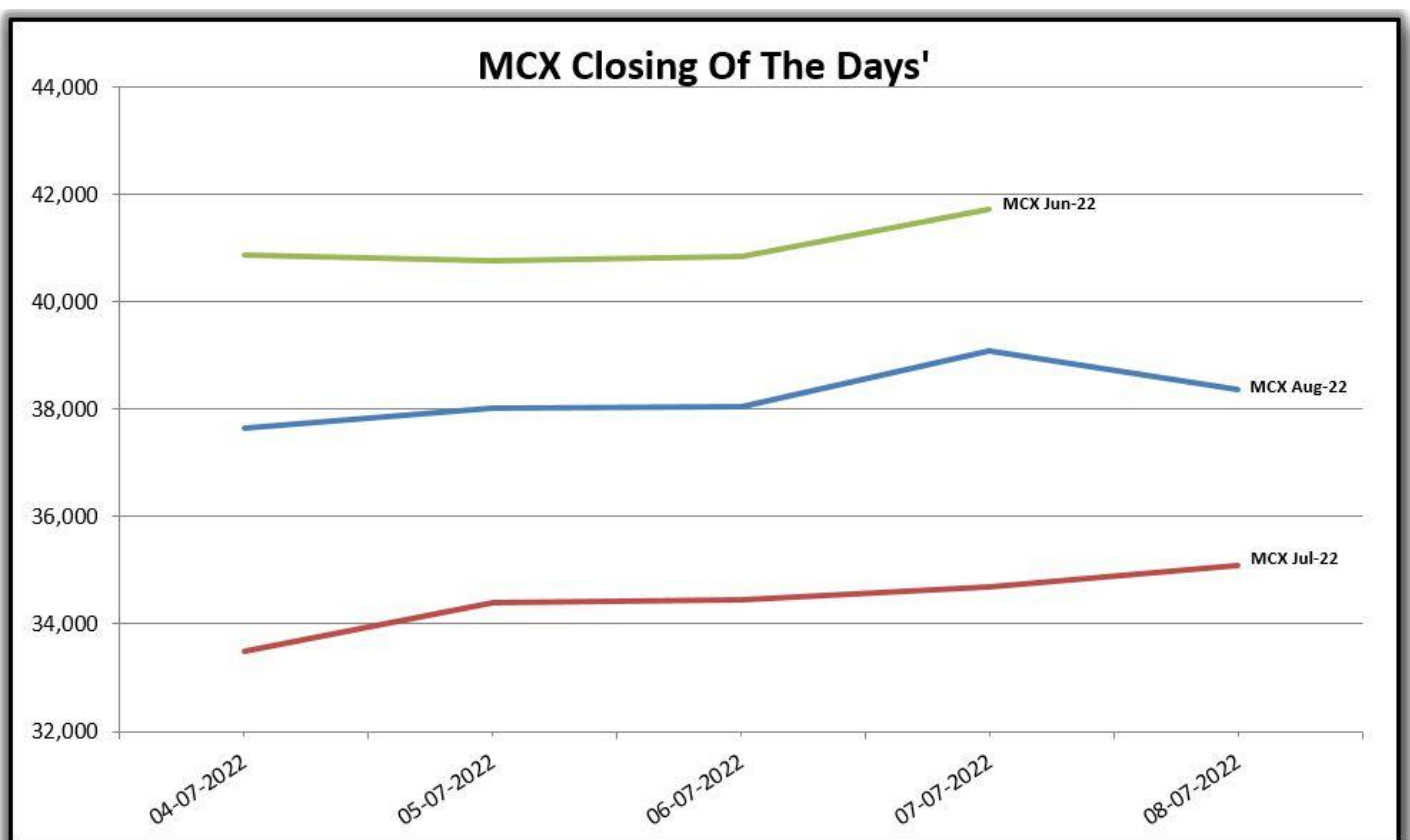
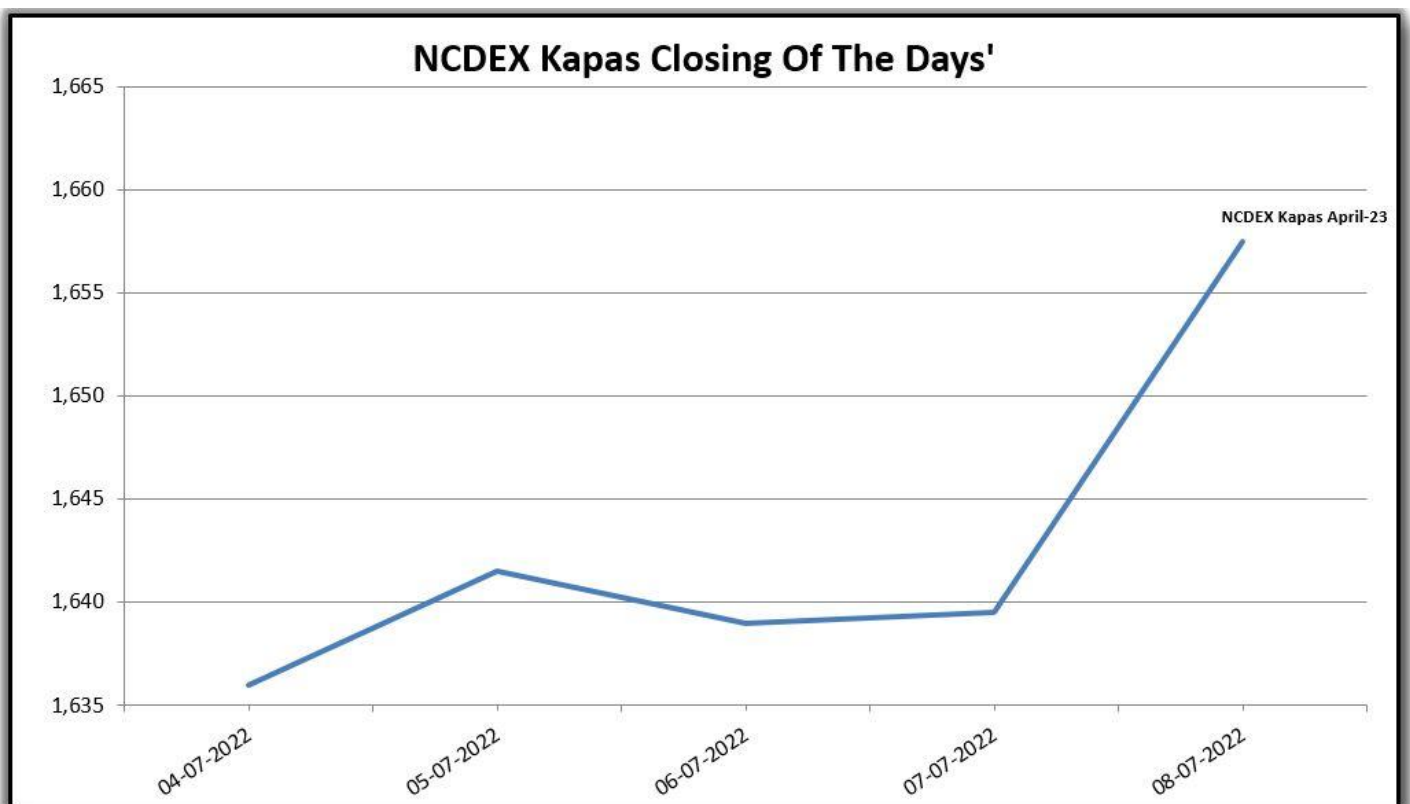




# GUJCOT TRADE ASSOCIATION

WEEKLY REPORT 09-Jul-2022

Indian Indices				
Date	NCDEX Kapas	MCX		
	April	Jul-22	Aug-22	Oct-22
04-07-2022	1636.00	40,880	37,650	33,500
05-07-2022	1641.50	40,780	38,030	34,390
06-07-2022	1639.00	40,840	38,060	34,460
07-07-2022	1639.50	41,730	39,090	34,700
08-07-2022	1657.50	42,610	38,370	35,080





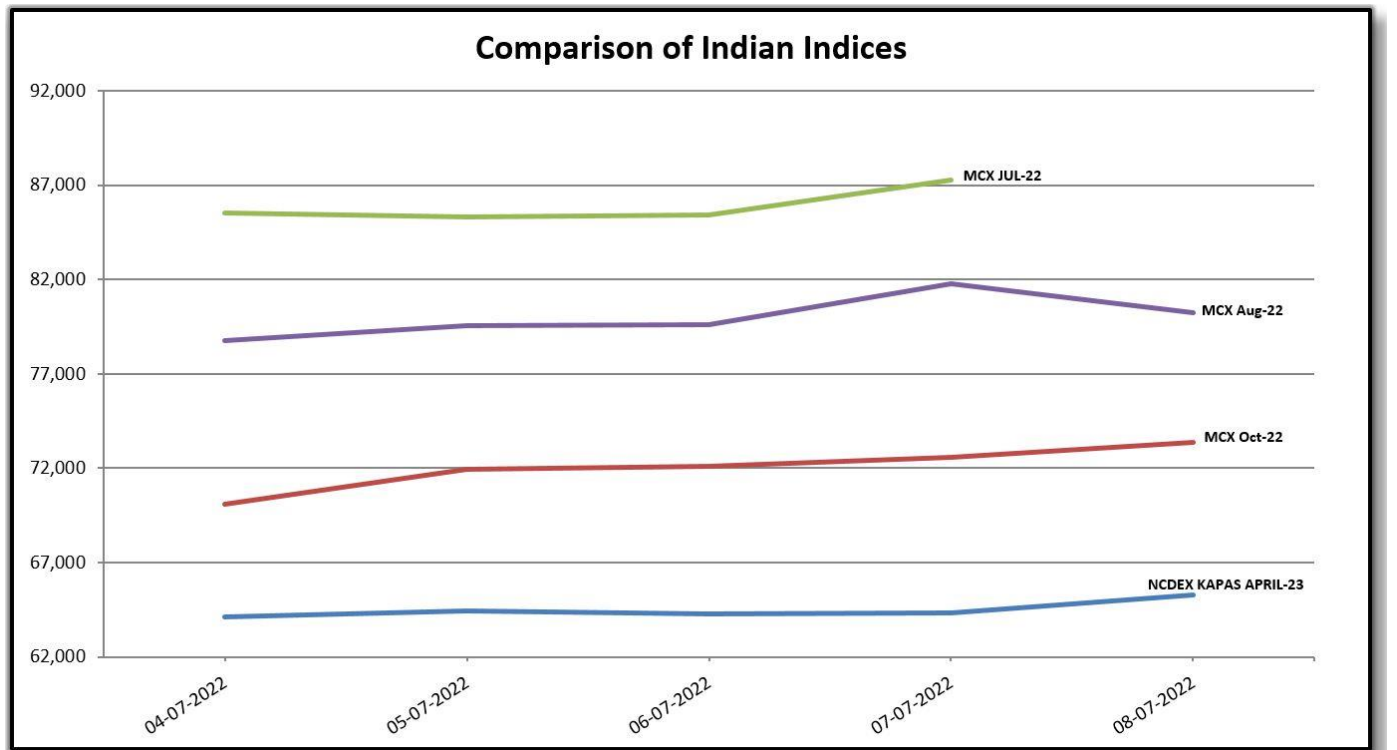


# GUJCOT TRADE ASSOCIATION

## WEEKLY REPORT 09-Jul-2022

Indian Indices in Candy Rate				
Date	NCDEX Kapas	MCX		
	April	Jul-22	Aug-22	Oct-22
04-07-2022	64,139	85,509	78,753	70,072
05-07-2022	64,426	85,300	79,547	71,934
06-07-2022	64,296	85,425	79,610	72,080
07-07-2022	64,322	87,287	81,765	72,582
08-07-2022	65,263	89,127	80,259	73,377

**Remark :- For NCDEX Kapas we have taken seed rate 700/20 Kg to convert in Candy.**

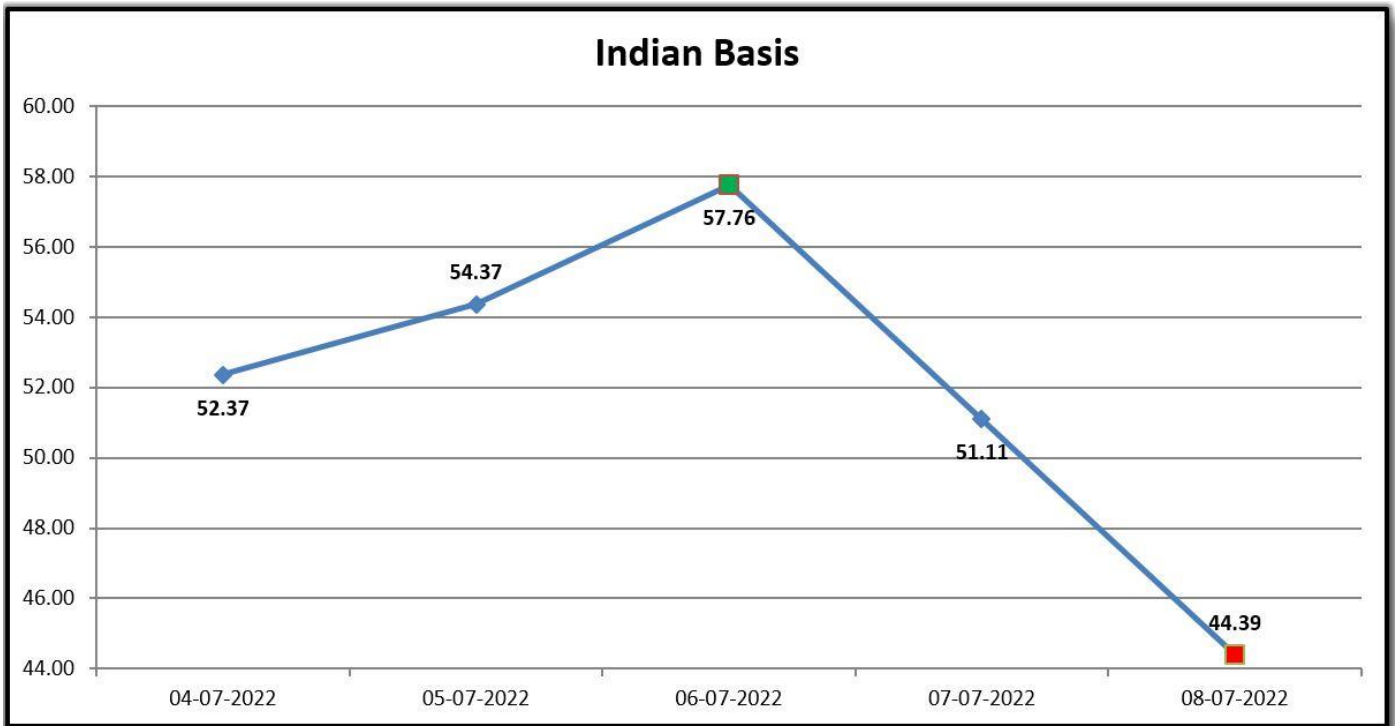




# GUJCOT TRADE ASSOCIATION

## WEEKLY REPORT 09-Jul-2022

Indian Basis					
DATE	29 MM	USD-INR	CENTS/LB	ICE DEC	BASIS
04-07-2022	92,750	78.95	149.85	97.48	52.37
05-07-2022	92,000	79.37	147.85	93.48	54.37
06-07-2022	91,000	79.30	146.37	88.61	57.76
07-07-2022	88,750	79.17	142.99	91.88	51.11
08-07-2022	87,000	79.25	140.02	95.63	44.39





# GUJCOT TRADE ASSOCIATION

WEEKLY REPORT 09-Jul-2022

## IN THE WEEK AHEAD

- Friday at 2:30 p.m. Central – Commitments of Traders
- Monday at 3:00 p.m. Central – Crop Progress and Condition
- Thursday at 7:30 a.m. Central – Export Sales Report
- Thursday at 11:00 a.m. Central – WASDE
- Thursday at 11:00 a.m. Central – Crop Production
- Thursday at 2:30 p.m. Central – Cotton-On-Call

One stop solution for all cotton related reports and information.

Visit <https://www.gujcot.com>. It's updated every day in real time.

You can view

- Gujarat Daily Spot Rate at 5:30 pm and Historical Data
- Gujarat Latest Pressing Report and Historical Data
- Daily Weather Report
- Cotton Advisory Board Balance sheet and Area, Production, Yield reports from cotton season 1991-1992 to 2017-2018 estimate available from Menu->Reports
- All Historical Gujcot Weekly Reports Menu->Reports
- All India Cotton Sowing data
- Gujarat Cotton Sowing District wise Report
- US Export Sales Report
- US Crop Progress Report
- China Cotton Auction Update
- International Cotton Indices and Spot Rates.
- USDA WASDE Report
- ICE Cotton On Call Report
- And All other National & International reports and upcoming events

## Report Sponsors:

Click on Sponsor's Logo to visit Sponsor's Website



Axita Cotton Limited

## Report prepared by

Milan Rajpara

Manager

Gujcot Trade Association